



# 1. Narrow Sections - HILLS

When there is a SIGN

- ✓ Prioritize Safety
- ✓ Give way if necessary
- ✓ Priority - Informational Sign



# 2 - Priority, Narrow Sections - HILLS

**General Rule:** Going Uphill has priority

- ✓ More Engine Momentum:
- ✓ Difficult Restart:
- ✓ Difficult to Reverse:
- ✓ Difficult to control Brake:
- ✓ Downhill will **Yield**:
- ✗ Always – NO – Unless **Sidetr**
- ✓ ANIMAL Drawn Vehicle - PRIOR



# 3- Trailer - Exceptions

Downhill with Trailer **VS** Uphill without Trailer

- ✓ Downhill vehicle (with trailer) has **PRIORITY**  
**Bcoz**
- ✓ **Difficult to Reverse:**
- ✓ **Not Possible to Reverse:**
- ✓ **Both Trailers = UPHILL**



# 4- Priority, Narrow Sections - **Straight**

**General Rule:** Entered First has priority

**Not Clear Who entered 1<sup>st</sup> :**

- ✓ **Difficult Reverse – on PRIORITY:**
- ✓ **Reverse Furthest – on PRIORITY**



# 5- Priority, Narrow Sections - HEAVY V.

**TRUCK Vs Car – SAME Rule – Entered First**

**Not Clear Who entered 1<sup>st</sup> :**

- ✓ **Difficult Reverse – on PRIORITY:**
- ✓ **Reverse Furthest – on PRIORITY**
- ✓ **in this Case – TRUCK - PRIORITY**



# 6- Generally - Right of Way

General rule of – Right Side Priority

- ✓ Any Vehicle from Right
- ✓ Group even from left




# 7- Unpaved Roads - No Priority

No general rule of – Right Side Priority

- ✓ Unpaved
- ✓ Private Road
- ✓ Garage



# 1- Yield - Give Way Sign (Ceda el paso)



**Ceda El paso**  
**Give way to all traffic R1**



**Give Way Road**  
**marking**

## 2- Give Way Road marking



# 3- Other Priority Signs




Stop and Give Way – R2




Right of Way at Intersection  
No Right Side priority



End of Priority



GW to On coming Trfc



Priority When turn Right,  
Not When going Straight

## 4- Intersection with priority





priority over a road  
on the right



priority over left-  
hand lane



priority over  
right-hand merge



priority over  
Left-hand merge



Intersection  
general rule of right of way applies



tram line, which has  
priority

## 6- Residential Area



Shahid  
Raja

# 7- Priority and Right of Way - Signposted Intersections

1. Officers



Temp Cones

2. Traffic Lights



3. Vertical Signals



4. Lane Markings



Only **Tigers** Like **Very Small Lemon** **Machines** (bolded letters)

## 8 - Officer Arm Signals



Stop who are  
Cutting Arms



Slow Down -  
Front



All user must  
Stop

## 9 - Officer With Flag

Road Open

Proximity of Danger

Road temporarily Closed

Stop on the Right



# Priority and Right of Way Intersections without signposts

1. Paved Road
2. Already in Roundabout
3. Main Lane Over Acceleration Lane
4. Rail Vehicles Over Other Users
5. Priority Vehicles on Emergency Service
6. Narrow Road (Next Slide)

# 11 Right of Way



Unpaved Road



Wait at the beginning



Yield the inside




Level crossing Without Barriers



Emergency Vehicles

# Narrow Sections




My Priority



Furthest Reverse



Up Hill



Opposite Priority

# 14- Construction Zone



## 15- Pedestrians Right of Way



## 16- Pedestrians Right of Way



## 18- Pedestrian on Hard Shoulder



## 19 - Cyclists Right of Way



## 20 - Pedestrian on Hard Shoulder



## 23- Cañada



# 24- Priority Vehicles

SIVE C... TRAFICIDAD



La **luz azul** queda reservada a los vehículos prioritarios:



Vehículos de policía

Guardia Civil


Asistencia sanitaria  
(antes luces amarillas).

Protección Civil  
(antes luces amarillas).

Extinción de incendios  
(antes luces amarillas).

## 25- Non - Priority Vehicles





Shahid  
Raja