



1. Narrow Sections

When there are SIGNS

- ✓ If there are SIGNS
- ✓ Prioritize Safety
- ✓ Give way if necessary
- ✓ Opposite Sign – Priority Informational Sign 



Shahid Raja

2 - Priority, Narrow Sections - HILLS

General Rule: Going Uphill has priority



- ✓ More Engine Momentum:
- ✓ Difficult Restart:
- ✓ Difficult to Reverse:
- ✓ Difficult to control Brake:
- ✓ Downhill will **Yield**:
- ✗ Always – NO – Unless **Sidetrack**
- ✓ ANIMAL Drawn Vehicle - PRIORITY



3- Trailer - Exceptions

Downhill with Trailer **VS** Uphill without Trailer

- ✓ Downhill vehicle (with trailer) has **PRIORITY**
BECAUSE
- ✓ Difficult to Reverse:
- ✓ Not Possible to Reverse:
- ✓ If Both with Trailers = **UPHILL** has Priority



Shahid Raja


4- Priority, Narrow Sections - **Straight Roads**

General Rule: Entered First has priority

Not Clear Who entered 1st :

✓ **Difficult Reverse – on PRIORITY:
(Large Vehicle)**

✓ **Reverse Furthest – on PRIORITY**



Shahid Raja

5- Priority, Narrow Sections - HEAVY V.

TRUCK Vs Car – SAME Rule – Entered First

Not Clear Who entered 1st :


- ✓ **Difficult Reverse – on PRIORITY:**
- ✓ **Reverse Furthest – on PRIORITY**
- ✓ **in this Case – TRUCK - PRIORITY**



6- Generally - Right of Way

General rule of – Right Side Priority

- ✓ Any Vehicle from Right
- ✓ Group even from left



Shahid Raja

7- No Priority - When entering

No general rule of – Right Side Priority

✓ Unpaved



Shahid Raja

7- Vehicles have Priority EXCEPT

No general rule of – Right Side Priority

- ✓ Designated Path for Animals - Cañada
- ✓ When Turning to another Road and Animals/ Cycles/ Pedestrians Crossing
- ✓ Cycle Path/ Crossing



Shahid Raja

Intersection with priority



Shahid Raja



priority over a road on the right



priority over left-hand lane



priority over right-hand merge



priority over Left-hand merge



Intersection
general rule of right of way applies



tram line, which has priority

Shahid Raja

Other Priority Signs



Stop and Give
Way – R2




Right of Way at Next
Intersection




STOP 150 m

Compulsory
STOP



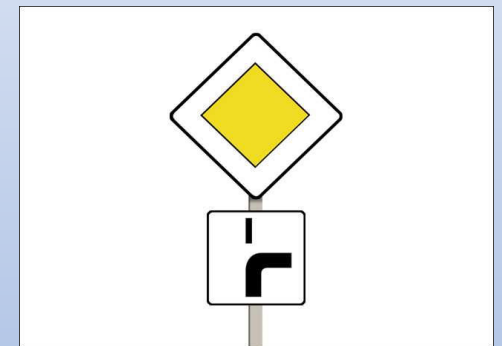
Give Way to
On coming
Traffic



Right of Way at All
Intersection



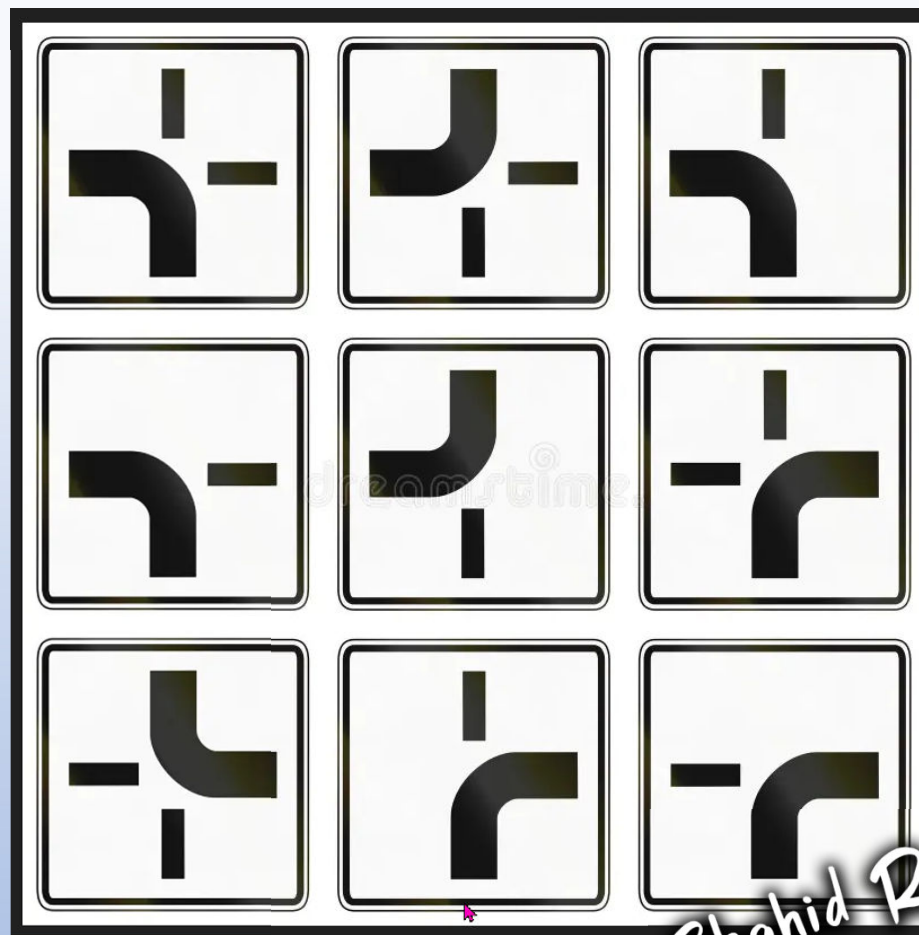
End of Priority



Priority When turn Right,
Not When going Straight

Shahid Raja

Other Priority Signs



Shahid Raja

1- Yield - Give Way Sign (Ceda el paso)



Ceda El paso
Give way to all traffic R1



Give Way Road
marking

Shahid Raja

2- Give Way Road marking



6- Residential Area



Shahid Raja

7- Priority ORDER

1. Officers

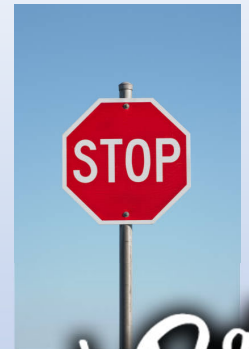


Temp Cones

2. Traffic Lights



3. Vertical Signals



4. Lane Markings



Shahid Raja

Only Tigers Like Very Small Lemon Machines (bolded letters)

8 - Officer Arm Signals



Stop who are
Cutting Arms



Slow Down -
Front



Stop the vehicle
approaching from the
front

Shahid Raja

Officer Arm Signals




All Directions **STOP**
Waiting for next Signal



Red/ Yellow Light
STOP



STOP on the Right
In Front



STOP on the Right
Behind

Shahid Raja

Officer With Flag

- ✓ The road is again open for traffic.
- ✓ Drivers must take extra precautions
- ✓ Road temporarily closed to traffic



Shahid Raja

Other Officer Signals

✓ **Short Frequent Whistles** 
blast is intermittent (with Gaps)



✓ **Long Continuous Whistle**
Long and continuous blast of the whistle
Long, drawn-out whistle.

[Long and spaced whistles.](#)

✓ **Continue**



Shahid Raja

Priority and Right of Way

These Have priority

1. Paved Road
2. Already in Roundabout
3. Main Lane Over Acceleration Lane
4. Rail /TRAM Vehicles Over Other Users
5. Priority Vehicles on Emergency Service
6. Emergency Vehicles



Shahid Raja



16- Pedestrians Right of Way



19 - Cyclists Right of Way

